

Renee Kire

Twist and Turn

Rockhampton Museum of Art
Vitrine Gallery

31 Aug 2024 – 16 Feb 2025


Curated by Shanna Muston



Renee Kire (b. 1997) Offspring Series Closed Orange Bend 2023, wood and paint, 21 x 21.6 x 6.5 cm. Courtesy the artist and Onespace. Photo: Louis Lim.

Renee Kire

- b. 1997, lives and works in Brisbane
- Renee Kire is an early career artist who primarily uses installation and sculpture to revise the Minimalist agenda from a feminist perspective.
- Kire has completed a Bachelor of Fine Arts with Honours (Queensland College of Art, Griffith University, 2022) and has presented her work in spaces such as the Perth Institute of Contemporary Arts, Buxton Contemporary, Metro Arts and Outer Space.



Renee Kire. Courtesy the artist. Photo: Louis Lim.

Twist and Turn

- Through the desire to champion feminist art history, Renee Kire draws inspiration from overshadowed female artists to develop new techniques for testing the precarious nature of minimalist sculpture.
- Kire's sculptures assert presence in an engaging, playful exploration of form, colour and space.
- The shapes bend and push, challenging and reshaping the historically male-dominated narratives around Minimalism and exploring the delicate balance between the presence and absence of the maker.



Installation view, 'Twist and Turn', RMOA, 2024. Photo: Mad Dog Productions.

Twist and Turn

- For Kire, the viewer completes the work.
- This exhibition encourages you to explore the work as you move around the space: to look up and down and travel side-to-side as you follow the twists and turns of Kire's work.



Installation view, 'Twist and Turn', RMOA, 2024. Photo: Mad Dog Productions.

Process

- Kire utilises new techniques such as laser cutting paired with slow, manual processes such as hand painting.
- Renee designs the shapes that create the forms. They are lasercut from timber then assembled, sanded and hand painted.
- Hand painting the works is important to Kire – a slow process that maintains the maker’s mark and relationship to the work, balancing the absence and presence of the maker.



Renee Kire in her studio. Courtesy the artist.

Addressing Art History: Gender Inequity in Minimalism

- Kire works to re-write the narrative on overlooked figures from art history – particularly women from the [Minimalist](#) movement.
- Most artists credited with establishing Minimalism as an art movement are male – for example, Frank Stella, Sol LeWitt, Carle Andre and Donald Judd.
- Artists such as [Judy Chicago](#) worked for years in this field but this formative period of Chicago's work is not as well known.



Judy Chicago, Rainbow Pickett, 1965 (recreated 2004), latex paint on canvas-covered plywood, 126 x 126 x 110 in., private collection. © Judy Chicago/Artists Rights Society (ARS), New York Photo © Donald Woodman/Artists Rights Society (ARS), New York

Addressing Art History: Gender Inequity in Minimalism

- Kire's works have a demanding presence: they physically take up space in all directions. The forms push forward, back and stretch from side-to-side – physically taking up space as an act of representation.
- Kire uses materials and methods that are typically coded as 'masculine' to create shapes and forms that curve softly – aesthetics that are typically coded as 'feminine'.



Installation view, 'Twist and Turn', RMOA, 2024. Photo: Mad Dog Productions.


Create your own shapes that twist and turn!

- Renee Kire uses repeating lines and curves to create fun and unique shapes with their own personalities.
- Create your own shapes that twist and turn using the template on the [Learning Resources](#) page of the RMOA website.
- Download and print the template onto coloured paper, or if printing onto white paper, colour your shapes in.
- Cut the shapes out, arrange them in ways that twist and turn, then glue them down to create your own artwork inspired by Renee Kire.



Collages made by visitors to RMOA's school holiday activities, using shapes designed by Renee Kire inspired by her exhibition, Twist and Turn.

Examples



Collages made by visitors to RMOA's school holiday activities, using shapes designed by Renee Kire inspired by her exhibition, *Twist and Turn*.



Resources

- [Twist and Turn collage activity](#) developed by RMOA in collaboration with Renee Kire (pictured left)
- [Twist and Turn, Rockhampton Museum of Art](#)
- [Artist Website](#)
- Instagram: @reneekire
- [Arts Hub exhibition review](#) of Twist and Turn at Rockhampton Museum of Art
- [Lemonade exhibition review of Any way, shape or form](#), Onespace Gallery
- [Any way, shape or form exhibition essay](#), Onespace Gallery
- [Minimalism](#), Tate Modern
- [Countess Report](#)

Renee Kire in RMOA's school holiday activities.



This learning resource was generously supported in partnership with Haymans Electrical.


HAYMANS



**ELECTRICAL
& DATA
SUPPLIERS**




Rockhampton
Museum of Art



TWIST AND TURN

31 August 2024 - 16 February 2025

Renee Kire uses repeating lines and curves to create fun and unique shapes with their own personalities!



Create your own shapes that twist and turn by cutting out the pieces on the left and connecting them together.

Learn more about Renee Kire:



Rockhampton
Museum Of Art